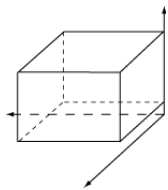


**Model: LP-54-EL-D**

## Technical features

Reference	Description	Total dimensions (mm)
19004803	Foot Hand basin with electronic tube and soap dosing device	500 x 450 x 850



## Packaging dimensions:

Depth: 500,000 MM

Width: 940,000 MM

Height: 540,000 MM

Gross weight: 16,000 KG

## General features

Made of stainless steel.

Seamless, drawn out of a single sheet of 1 mm thick steel, coved corner sink bowls with a generous radius for maximum capacity, strength, hygiene and easy cleaning and hygiene.

Supplied ready to install, including as standard options:

Timed switch with easy foot activation.

Swivel nozzle (except electronic "EL" model).








Mixer and taps for regulating hot and cold water flow.

Flexible 1/2" hoses for high pressure water.

Drain valve.



## Spare parts

Reference	SAP reference	Description	Recommended	Replaced	Price
6043010010	12037851	ZINC WASHER 1/2			0.00 EUR
	6005010001	12037077	CORNER OF 3120X150X15 MM.		0.00 EUR
6043010006	12041475	SCREW BRASS 1 / 2			0.00 EUR
	6043130002	12027329	DROP CAP FEEDER		0.00 EUR
6033010001	12037252	Handle DOOR LP		12057802	0.00 EUR
	6043010007	12037674	Bicon RUBBER WASHER 1 / 2		0.00 EUR
6043010005	12036549	MM SQUARE KEY 1 / 2			0.00 EUR
	6043010009	12041470	FLEX.HH CUFF-1 / 2 1000mm		0.00 EUR
6043010008	12036618	FLEXIBLE HOSE 500 mm1 / 2			0.00 EUR
	L109010004	12032500	DOOR LP54		0.00 EUR
	6043010023	12031659	PLUMBING BUTTON	✓	0.00 EUR
	6043010004	12037092	TRANSIT UNION T SHAPE HH 1 / 2		0.00 EUR

## Spare parts

Reference	SAP reference	Description	Recommended	Replaced	Price
6025050018	12044562	SCREW 6X40 HEXAGONAL			0.00 EUR
	6025130016	12037739	TUERCA RACOR DEPOSITO 1/2obsol		0.00 EUR