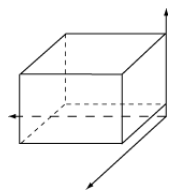
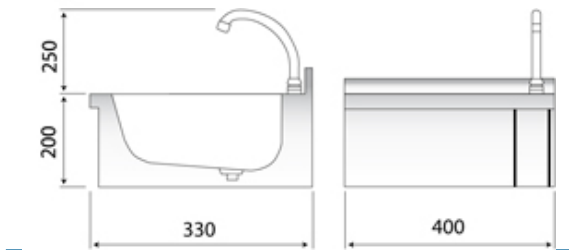


Model: LM-54-D

Technical features

Reference	Description	Total dimensions (mm)
19004635	With press button, rotating tube and soap dosing device	500 x 450 x 200



Packaging dimensions:

Depth: 485,000 MM

Width: 530,000 MM

Height: 235,000 MM

Gross weight: 9,000 KG

General features

Made of stainless steel.

Seamless, drawn out of a single sheet of 1 mm thick steel, covered corner sink bowls with a generous radius for maximum capacity, strength, hygiene and easy cleaning and hygiene.

Supplied ready to install, including as standard options:

Timed switch with easy-action lever.

Swivel nozzle (except "EL" models, with high quality electronic nozzle).






Mixer and taps for regulating hot and cold water flow.

Flexible 1/2" hoses for high pressure water.

Drain valve.



Spare parts

Reference	SAP reference	Description	Recommended	Replaced	Price
6043010010	12037851	ZINC WASHER 1/2			0.00 EUR
	6005010001	12037077	CORNER OF 3120X150X15 MM.		0.00 EUR
6043130002	12027329	DROP CAP FEEDER			0.00 EUR
	6043010007	12037674	Bicon RUBBER WASHER 1 / 2		0.00 EUR
6043010005	12036549	MM SQUARE KEY 1 / 2			0.00 EUR
	6043010008	12036618	FLEXIBLE HOSE 500 mm1 / 2		0.00 EUR
L109010017	12050451	LM54 BASMA KOLU			0.00 EUR
	6043010023	12031659	PLUMBING BUTTON	✓	0.00 EUR
6043010004	12037092	TRANSIT UNION T SHAPE HH 1 / 2			0.00 EUR
	6025050018	12044562	SCREW 6X40 HEXAGONAL		0.00 EUR
6025130016	12037739	TUERCA RACOR DEPOSITO 1/2obsol			0.00 EUR