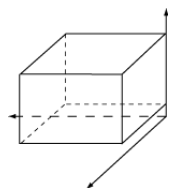


Model: CBM2-211

Technical features

Reference	Dimensions (mm)	GN 1/1 Capacity 100 / 150 mm depth	Description	Power (W)
19003430	863 x 667 x 850	2	2 separated wells	1400



Packaging dimensions:

Depth: 740,000 MM

Width: 976,000 MM

Height: 900,000 MM

Gross weight: 35,000 KG

General features

Especially designed for transporting, maintaining and serving meals with the best temperature, hygiene and safety conditions.

One-well models, with capacity for two (2), three (3) or four (4) GN1/1 pans and Two-well or Three-well models with one (1) GN1/1 pan.

Bain-marie indirect water heating with hidden silicon resistors attached to the bottom of the well. Silicon resistors improve heating performance and reduce electrical consumption.

200 mm deep stamped seamless well, with rounded edges for easy cleaning. Wells are fully welded to the structure, thus creating a robust and compact unit.

Control panel with switch, thermostat and operating pilot light in a safe location, protected from receiving direct impacts.

In models with separate wells, the control panel includes a switch, a pilot and a thermostat per each well, to control the temperature separately.

Excellent isolation against thermal radiation.

Water drainage tap included on bottom of the well.

Lower flat shelf made of stainless steel.

Spiral cable with ground pin and support for the cable included.

Four (4) sound-proof castors of 125 mm diameter, two of them with brakes for an easy handling and safer use. Non-marking, special rubber bumpers to protect against direct impacts in all four (4) corners










Made of stainless steel.

Gastronorm pans not included. To be ordered separately.




Important note: Well must contain water when Bain-Marie is started.



Spare parts

	Reference	SAP reference	Description	Recommended	Replaced	Price
	6043010027	12037755	TEFLON WASHER D.26X33X1, 5 M			0.00 EUR
	6005010001	12037077	CORNER OF 3120X150X15 MM.			0.00 EUR
	6033130037	12036894	CAP DIAM: 25			0.00 EUR
	6021130001	12037293	SWITCH BIPOLAR AMB. ON/OFF	✓		0.00 EUR
	6043010022	12035996	STRAIGHT VALVE M-H 1/2	✓		0.00 EUR
	6021390008	12033892	HOSE.CURL 3X1,5mm1m			0.00 EUR
	6021130003	12037853	PILOT AMB.FUNCION	✓		0.00 EUR
	6013110001	12050222	GLASCOAIR 3000X1200X25 PLATE			0.00 EUR
	6043010012	12035556	OVERFLOW DRAIN VALVE CROMAD			0.00 EUR
	6021250059	12031687	700W 290X300 ELEMENT..SILICONE	✓		0.00 EUR
	6033130032	12032410	WHEEL W / BRAKE D125	✓		0.00 EUR
	6033130034	12034604	WHEEL NO/ BRAKE D125			0.00 EUR

Spare parts

	Reference	SAP reference	Description	Recommended	Replaced	Price
	6003010094	12037118	HOT VEHICLES HANDLE SUPPORT (BLUE)	✓		0.00 EUR
	6021350004	12034534	THERMOSTAT.0-90 ° C NT127A0	✓		0.00 EUR
	6021310005	12036044	(M421310001)	✓		0.00 EUR