



## DROP-IN SINGLE BURNER (HOB) COOKTOP with Standard Controls



### PERFORMANCE

The CookTek® Drop-in Single Burner (Hob) Cooktop with Standard Controls boasts a drop-in countertop design with a stainless steel aluminum housing, and a high temperature glass-ceramic top intended for commercial kitchens and restaurants. An automatic shut-off feature, integral cooling fan, and self-diagnosing microprocessor allow for a safe kitchen environment. Each unit is equipped with 22 temperature settings and 20 precise power settings to ensure maximum and efficient heating of any induction-compatible pan.\*

Project \_\_\_\_\_

Item No. \_\_\_\_\_

Quantity \_\_\_\_\_

### FEATURES

- Models available in 1,500 (U.S. only); 1,800 (U.S. only); 2,500; 3,000; 3,500 watts
- Drop-in design with stainless steel and aluminum housing
- High-quality internal electronics and heavy gauge Litz wire
- Easy-to-clean high-temperature glass-ceramic top
- Automatic pan detection allows for instant energy transmission to pan
- LED display for user feedback
- Even heat distribution across the bottom of cookware
- Programmed with 22 temperature settings and 20 power cook settings
- Automatic shut-off feature prohibits overheating
- Temperature range from 85°F–500°F (29°C–260°C)
- Microprocessor monitors vital components to check for overheating, power supply issues, and more
- Integral fan keeps internal components cool
- Standard Cat 5e or Cat 6 patch cable from unit to control box included
- Available in 100–120 VAC or 200–240 VAC, single phase
- Two-year advanced replacement warranty – U.S. and Canada

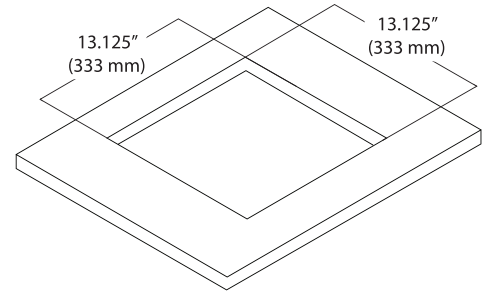
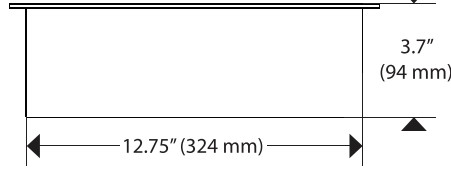
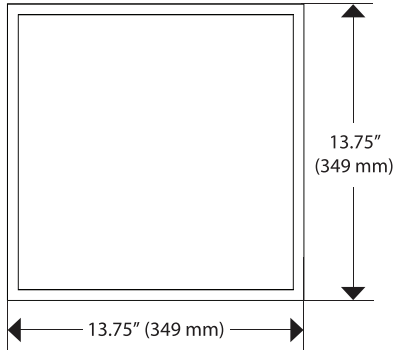
### CERTIFICATIONS



\*Induction cooking requires the use of induction-compatible (i.e. magnetic) cookware.


It is the owner and installer's responsibility to comply with all local codes. CookTek reserves the right to make substitutions of components or change specifications without prior notice.

DROP-IN SINGLE BURNER (HOB) COOKTOP – STANDARD



DIMENSIONS		
Full Unit Height	3.7"	94 mm
Full Unit Width	13.75"	349 mm
Housing Width	12.75"	324 mm
Full Unit Depth	13.75"	349 mm
Housing Depth	12.75"	324 mm
Cutout Width	13.125"	333 mm
Cutout Height	13.125"	333 mm
Weight	15 lb.	6.8 kg
CLEARANCE		
Front	2"	51 mm
Sides	2"	51 mm
Rear	2"	51 mm
Below	6"	152 mm
COOLING REQUIREMENTS AND SPECIFICATIONS*		
Max Ambient Temperature	122°F	50°C
Min. Ventilation Requirements	16 in <sup>2</sup>	103 cm <sup>2</sup>
INTERNAL COOLING FAN DISPLACEMENT		
100-120 V Models	50 CFM (1.5m <sup>3</sup> /min)	
200-240 V Models	70 CFM (2.0m <sup>3</sup> /min)	
SHIPPING INFORMATION		
Packaged Height	9"	229 mm
Packaged Width	20"	508 mm
Packaged Depth	20"	508 mm
Packaged Weight	18 lb.	8.2 kg
Item Class	250 NMFC #26710	

ELECTRICAL SPECIFICATIONS (SINGLE PHASE)			
UNITED STATES/CANADA			
MCD1500	601001	100-120 V, 50/60 Hz, 14 A, 100-1,500 W	NEMA 5-15P
MCD1800	601101	100-120 V, 50/60 Hz, 15 A, 100-1,800 W	NEMA 5-15P
MCD2500	601201	200-240 V, 50/60 Hz, 12 A, 100-2,500 W	NEMA 6-20P
MCD3000	601301	200-240 V, 50/60 Hz, 14 A, 100-3,000 W	NEMA 6-20P
MCD3500	601401	200-240 V, 50/60 Hz, 15 A, 100-3,500 W	NEMA 6-20P
UK			
MCD2500	601202	200-240 V, 50/60 Hz, 12 A, 100-2,500 W	BS1363
MCD3000	601302	200-240 V, 50/60 Hz, 14 A, 100-3,000 W	BS1363
MCD3500	601402	200-240 V, 50/60 Hz, 15 A, 100-3,500 W	IEC 309, 16A, 3-pin
INTERNATIONAL			
MCD2500	601203	200-240 V, 50/60 Hz, 12 A, 100-2,500 W	CEE 7/7 Schuko
MCD3000	601303	200-240 V, 50/60 Hz, 14 A, 100-3,000 W	CEE 7/7 Schuko
MCD3500	601403	200-240 V, 50/60 Hz, 15 A, 100-3,500 W	CEE 7/7 Schuko
AUSTRALIA			
MCD2500	601204	200-240 V, 50/60 Hz, 12 A, 100-2,500 W	AS/NZS 3112:2000, 10A, 250V
MCD3000	601304	200-240 V, 50/60 Hz, 14 A, 100-3,000 W	AS/NZS 3112:2000, 15A, 250V
MCD3500	601404	200-240 V, 50/60 Hz, 15 A, 100-3,500 W	AS/NZS 3112:2000, 15A, 250V
SOUTH AFRICA			
MCD2500	601207	200-240 V, 50/60 Hz, 12 A, 100-2,500 W	BS 546, 16A, 250V
MCD3000	601307	200-240 V, 50/60 Hz, 14 A, 100-3,000 W	BS 546, 16A, 250V
MCD3500	601407	200-240 V, 50/60 Hz, 15 A, 100-3,500 W	BS 546, 16A, 250V
ISRAEL			
MCD2500	601208	200-240 V, 50/60 Hz, 12 A, 100-2,500 W	SI 32, 16A, 250V
MCD3000	601308	200-240 V, 50/60 Hz, 14 A, 100-3,000 W	SI 32, 16A, 250V
MCD3500	601408	200-240 V, 50/60 Hz, 15 A, 100-3,500 W	SI 32, 16A, 250V
SAUDI ARABIA			
MCD2500	601210	200-240 V, 50/60 Hz, 12 A, 100-2,500 W	BS1363
MCD3000	601310	200-240 V, 50/60 Hz, 14 A, 100-3,000 W	BS1363
MCD3500	601410	200-240 V, 50/60 Hz, 15 A, 100-3,500 W	IEC 309, 16A, 3-pin



Dedicated circuit required for each installation.

\* Adequate cabinet ventilation should be provided for all drop-in models to prevent overheating of unit.

**Global Operations**  
 2801 Trade Center Drive / Carrollton, Texas 75007 USA  
 US: 800.90TURBO (800.908.8726) / International: +1 214.379.6000  
 Fax: +1 214.379.6073 / www.cooktek.com