



DROP-IN SINGLE BURNER (HOB) COOKTOP with Apogee™ Controls



PERFORMANCE

The CookTek® Drop-in Single Burner (Hob) Cooktop with Apogee™ Controls is a drop-in countertop design with stainless steel edging, aluminum housing, and a glass-ceramic cooktop intended for use in commercial kitchens and restaurants. An automatic shut-off feature, integral cooling fan, and self-diagnosing microprocessor allow for a safe kitchen environment. Each unit is equipped with 100 power cook and temperature settings to ensure maximum and efficient heating of any induction-compatible pan.*

Project _____


Item No. _____

Quantity _____

FEATURES

- Models available in 1,800 (U.S. only); 2,500; 3,000; 3,500 watts
- Drop-in design with stainless steel edging and aluminum housing
- High-quality internal electronics and heavy gauge Litz wire
- Easy-to-clean high-temperature glass-ceramic top
- Automatic pan detection allows for instant energy transmission to pan
- Built-in cook timer
- Even heat distribution across the bottom of cookware
- Lock feature prevents unwanted setting changes
- 100 power cook and temperature settings
- Touch controls with LCD display panel
- Automatic shut-off feature prohibits overheating
- Microprocessor monitors vital components to check for overheating, power supply issues, and more
- Integral fan keeps internal components cool
- Available in 100–120 VAC or 200–240 VAC, single phase
- Two-year advanced replacement warranty – U.S. and Canada

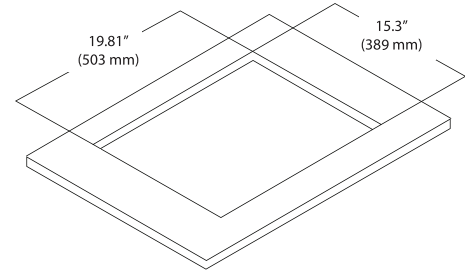
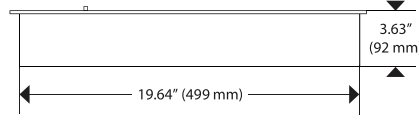
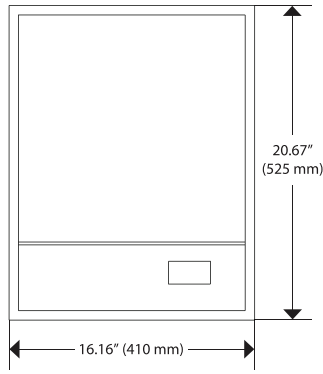
CERTIFICATIONS



*Induction cooking requires the use of induction-compatible (i.e. magnetic) cookware.


It is the owner and installer’s responsibility to comply with all local codes. CookTek reserves the right to make substitutions of components or change specifications without prior notice.

DROP-IN SINGLE BURNER (HOB) COOKTOP – APOGEE



DIMENSIONS		
Full Unit Height	3.63"	92 mm
Full Unit Width	16.16"	410 mm
Housing Width	15.13"	384 mm
Full Unit Depth	20.67"	525 mm
Housing Depth	19.64"	499 mm
Cutout Width	15.3"	389 mm
Cutout Depth	19.81"	503 mm
Weight	23 lb.	10.4 kg
CLEARANCE		
Front	2"	51 mm
Sides	2"	51 mm
Rear	2"	51 mm
Below	6"	152 mm
COOLING REQUIREMENTS AND SPECIFICATIONS*		
Max Ambient Temperature	122°F	50°C
Min. Ventilation Requirements	16 in ²	103 cm ²
INTERNAL COOLING FAN DISPLACEMENT		
100-120 V Models	50 CFM (1.5m ³ /min)	
200-240 V Models	70 CFM (2.0m ³ /min)	
SHIPPING INFORMATION		
Packaged Height	12"	305 mm
Packaged Width	24"	610 mm
Packaged Depth	24"	610 mm
Packaged Weight	30 lb.	13.6 kg
Item Class	250 NMFC #26710	

ELECTRICAL SPECIFICATIONS (SINGLE PHASE)			
UNITED STATES/CANADA			
MCD1800G	623001	100–120 V, 50/60 Hz, 15 A, 100–1,800 W	NEMA 5-15P
MCD2500G	624001	200–240 V, 50/60 Hz, 12 A, 100–2,500 W	NEMA 5-15P
MCD3000G	624101	200–240 V, 50/60 Hz, 14 A, 100–3,000 W	NEMA 6-20P
MCD3500G	624201	200–240 V, 50/60 Hz, 15 A, 100–3,500 W	NEMA 6-20P
UK			
MCD2500G	624002	200–240 V, 50/60 Hz, 12 A, 100–2,500 W	BS1363
MCD3000G	624102	200–240 V, 50/60 Hz, 14 A, 100–3,000 W	BS1363
MCD3500G	624202	200–240 V, 50/60 Hz, 15 A, 100–3,500 W	IEC 309, 16A, 3-pin
INTERNATIONAL			
MCD2500G	624003	200–240 V, 50/60 Hz, 12 A, 100–2,500 W	CEE 7/7 Schuko
MCD3000G	624103	200–240 V, 50/60 Hz, 14 A, 100–3,000 W	CEE 7/7 Schuko
MCD3500G	624203	200–240 V, 50/60 Hz, 15 A, 100–3,500 W	CEE 7/7 Schuko
AUSTRALIA			
MCD2500G	624004	200–240 V, 50/60 Hz, 12 A, 100–2,500 W	AS/NZS 3112:2000, 10A, 250V
MCD3000G	624104	200–240 V, 50/60 Hz, 14 A, 100–3,000 W	AS/NZS 3112:2000, 15A, 250V
MCD3500G	624204	200–240 V, 50/60 Hz, 15 A, 100–3,500 W	AS/NZS 3112:2000, 15A, 250V
SOUTH AFRICA			
MCD2500G	624007	200–240 V, 50/60 Hz, 12 A, 100–2,500 W	BS 546,16A, 250V
MCD3000G	624107	200–240 V, 50/60 Hz, 14 A, 100–3,000 W	BS 546,16A, 250V
MCD3500G	624207	200–240 V, 50/60 Hz, 15 A, 100–3,500 W	BS 546,16A, 250V
ISRAEL			
MCD2500G	624008	200–240 V, 50/60 Hz, 12 A, 100–2,500 W	SI 32, 16A, 250V
MCD3000G	624108	200–240 V, 50/60 Hz, 14 A, 100–3,000 W	SI 32, 16A, 250V
MCD3500G	624208	200–240 V, 50/60 Hz, 15 A, 100–3,500 W	SI 32, 16A, 250V
SAUDI ARABIA			
MCD2500G	624010	200–240 V, 50/60 Hz, 12 A, 100–2,500 W	BS1363
MCD3000G	624110	200–240 V, 50/60 Hz, 14 A, 100–3,000 W	BS1363
MCD3500G	624210	200–240 V, 50/60 Hz, 15 A, 100–3,500 W	IEC 309, 16A, 3-pin



Dedicated circuit required for each installation.

* Adequate cabinet ventilation should be provided for all drop-in models to prevent overheating of unit.

Global Operations
 2801 Trade Center Drive / Carrollton, Texas 75007 USA
 US: 800.90TURBO (800.908.8726) / International: +1 214.379.6000
 Fax: +1 214.379.6073 / www.cooktek.com